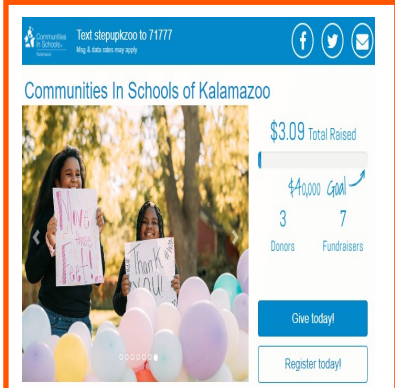


# TEAM MEMBER

## Walking With Purpose Quick Sign-up Guide

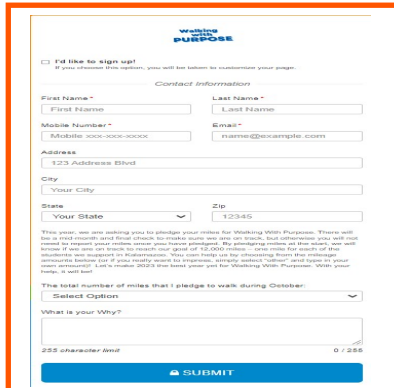
Quickly and easily set-up and share your peer-to-peer fundraising page to begin raising money and making a difference!

### Step 1: Register



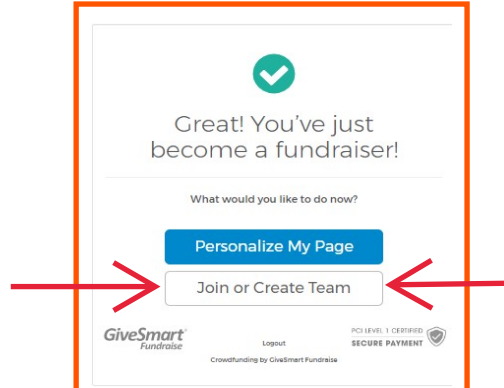
- If your team has already been created, your team captain can send you a text code that will take you directly to your team. You will be taken directly to the sign up form from there. If not, Text Stepupkzoo to 71777 or use: [fundraise.givesmart.com/vf/stepupkzoo](https://fundraise.givesmart.com/vf/stepupkzoo) to visit the Walking With Purpose page and sign up!
- Click on "Register Today!"

### Step 2: Complete Sign-Up Form



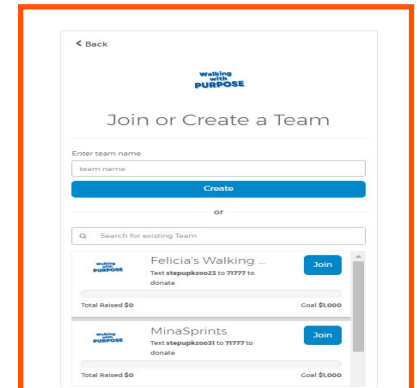
- Complete sign-up form with all the appropriate information.
- Be sure to check the "I'd like to sign-up" box at the top of the form.
- Pledge your miles from the pull-down options provided or select "other" if you prefer to enter your own goal. This will be your goal for the entire month so make sure to challenge yourself.

### Step 3: Join or Create a Team



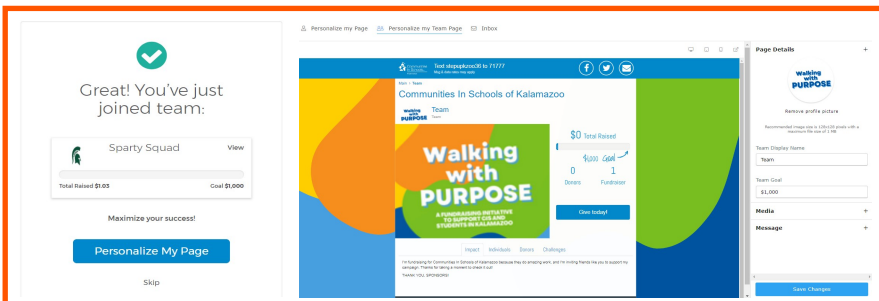
- Click on "Join or Create Team" which will take you directly to the team selection page.
- If you accidentally click on the "Personalize My Page", the "Join or Create a Team" button will still be available on the next page (top, right of screen).

### Step 4: Find Your Team



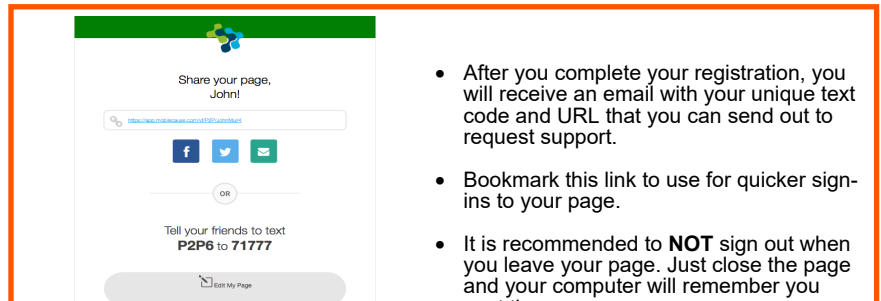
- This screen allows you to join a team or search for a team (if you do not see your team from the list shown below the search box).
- If you see the team listed you are looking for, simply hit the "Join" button.

### You did it!



- Now personalize your page with pictures, unique messaging or share your page with your network by clicking on the Facebook, Twitter or Email icons to automatically create a message with a link to your page.

### Reminder



- After you complete your registration, you will receive an email with your unique text code and URL that you can send out to request support.
- Bookmark this link to use for quicker sign-ins to your page.
- It is recommended to **NOT** sign out when you leave your page. Just close the page and your computer will remember you next time.